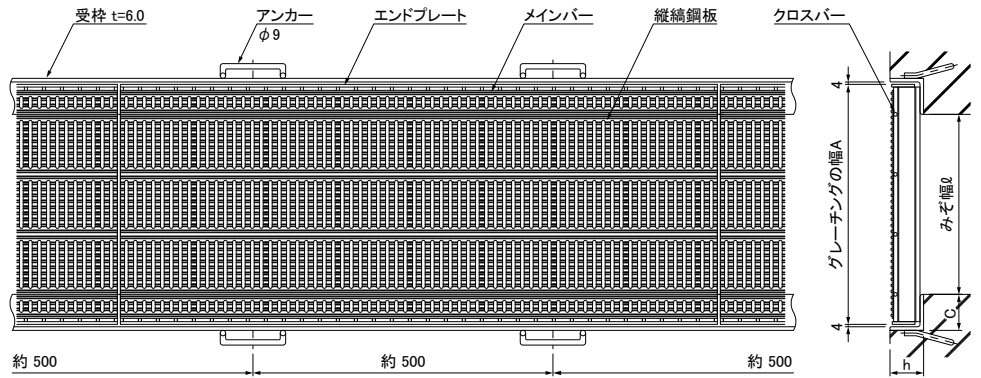

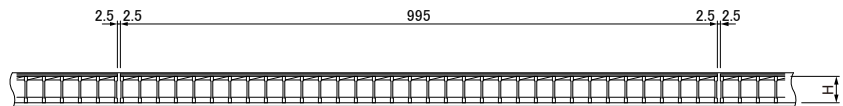
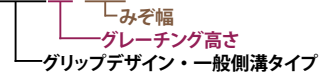


GNAG



●型式記号の説明 (●寸法表の見方)

GNAG19- \*\*



●寸法表 (表内のtは受枠の厚みです)

※印はメインバーP=45となります。

みぞ幅 ℓ mm	みぞ蓋				通し受枠(定尺2000mm)					適用荷重					
	A mm	H mm	型式	質量 kg/m	型式	h mm	c mm	t mm	質量 kg/m組	歩道	T-2	T-6	T-14	T-20	T-25
200	300	19	※GNAG19-20	9.8	GSL-31	31	60	6.0	8.5	●					
		25	GNAG25-20	12.5	GL-35	35	60	6.0	8.9		●				
		32	GNAG32-20	15.4	GL-42	42	60	6.0	9.5				●		
		38	GNAG38-20	18.2	GSL-50	50	60	6.0	10.3					●	
		44	GNAG44-20	22.7	GSL-56	56	60	6.0	11.1						●
250	350	19	※GNAG19-25	11.2	GSL-31	31	60	6.0	8.5	●					
		25	GNAG25-25	14.3	GL-35	35	60	6.0	8.9		●				
		32	GNAG32-25	20.0	GL-42	42	60	6.0	9.5			●	●		
		38	GNAG38-25	23.6	GSL-50	50	60	6.0	10.3					●	
		44	GNAG44-25	26.0	GSL-56	56	60	6.0	11.1						●
300	400	19	※GNAG19-30	12.7	GSL-31	31	60	6.0	8.5	●					
		32	GNAG32-30	18.7	GL-42	42	60	6.0	9.5		●				
		38	GNAG38-30	25.1	GSL-50	50	60	6.0	10.3			●			
		44	GNAG44-30	29.6	GSL-56	56	60	6.0	11.1				●		
		50	GNAG50-30	36.0	GSL-61	61	60	6.0	11.3						●
350	500	19	※GNAG19-35	14.2	GSL-31	31	60	6.0	8.5	●					
		32	GNAG32-35	20.7	GL-42	42	60	6.0	9.5		●				
		44	GNAG44-35	30.9	GSL-56	56	60	6.0	11.1			●			
		50	GNAG50-35	40.0	GSL-61	61	60	6.0	11.3				●		
		55	GNAG55-35	42.8	GSL-66	66	60	6.0	11.9						●
400	550	19	※GNAG19-40	15.7	GSL-31	31	60	6.0	8.5	●					
		32	GNAG32-40	24.7	GL-42	42	60	6.0	9.5		●				
		44	GNAG44-40	34.2	GSL-56	56	60	6.0	11.1			●			
		50	GNAG50-40	42.1	GSL-61	61	60	6.0	11.3				●		
		55	GNAG55-40	47.5	GSL-66	66	60	6.0	11.9					●	
		65	GNAG65-40	53.8	GSL-76	76	60	6.0	13.1						